

CATMA 5.0

Glossary

TERM

EXPLANATION

Analyze

One of CATMA's two core modules and the starting point for quantitative and qualitative text analysis operations. These include the generation of Wordlists, searches for your Annotations, and the display of Keywords in context (Kwic). More complex queries can be formulated using CATMA's Query Builder. In Analyze you can also select items and patterns to Visualize and trigger some semi-automatic annotation procedures.

Annotate

The second core module – this is where you close-read and annotate your text. Annotations are added in the form of 🗒️Tags. From the Annotate module you can then directly access CATMA’s 🗒️Analyze module by opening a document specific Analyze tab.

Annotations

A document can have multiple Annotations. Every user creates individual Annotations when annotating a specific text.

Annotation Collection

🗒️Annotations relating to a specific text are saved in an Annotation Collection. As a registered CATMA user you own your annotations – but you’re also free to share them with other users.

Corpora

CATMA enables you to organize your documents in corpora, i.e. collections of texts. Each text is automatically part of the corpus “All documents,” but you can assign it to as many other corpora as you want.



Distribution Graph

An option to 🗒️Visualize the distribution of words, phrases, word groups, or 🗒️Tags throughout one or more texts in one or more diagrams.

DoubleTree

An interactive option to  Visualize a  Keyword in context (Kwic).





Keyword in context (Kwic)

A panel in CATMA's  Analyze module which displays selected words of the  Wordlist in their context, i.e. the words that appear before and after the selected word in the source text.



Markup

Whenever you add additional information to a source text by way of annotations you create Markup.

Properties

By assigning Properties to  Tags you can further specify an individual  Annotation. Properties provide the possibility to structure  Tagsets horizontally (in addition to the vertical structuring via subtags), because you can choose multiple values for a Property that is assigned to a  Tag.

Query Builder

The Query Builder helps you specify the criteria by which you want CATMA to  Analyze your text. This is also possible using CATMA's own query language – but you will probably want to begin using natural language commands. You can then proceed from very simple things such as creating a  Wordlist to more

complex queries such as combining a search by grade of similarity with a search by Tag.

Tag

Descriptive annotation labels that you can assign to any piece of text loaded into CATMA. Tags are vertically grouped in Tagsets.

Tagset

A Tagset consists of multiple Tags. Tagsets are organized in Tag Libraries.

Tag Library

A Tag Library consists of one or more Tagsets and can be accessed through CATMA's Manage Resources module.

Visualize

The third of CATMA's core modules. You visualize queries by selecting the respective line in the Wordlist of the Analyze module and click on either Distribution Graph or DoubleTree.

Wordlist

The easiest query in the Analyze module. The wordlist shows all words appearing in the respective source text in alphabetical order, or ascending/descending frequency.